


Kidscape & ELMER FAMILY FUN PLAN



This family fun plan includes ideas for everyone:


Craft, colour, bake and

create with Elmer!



Kidscape & ELMER FAMILY FUN PLAN

Time	Monday	Tuesday	Wednesday	Thursday	Friday	Saturday	Sunday
6am - 9am Move	Wake up shake up. Time for some gentle exercise and breakfast. Put on your favourite song and have a dance.	Wake up shake up. Time for some gentle exercise and breakfast. Challenge your grown-ups to see who can do the most press ups in a minute.	Wake up shake up. Time for some gentle exercise and breakfast. How about 10 jumping jacks?	Wake up shake up. Time for some gentle exercise and breakfast. See if you can touch your toes, reach up to the stars, then touch your toes. Ten times.	Wake up shake up. Time for some gentle exercise and breakfast. Come up with your own exercise routine!	Wake up shake up. Time for the family workout. Ask your grown up to find a workout on the internet that you can do together. OR design your own work out using tins as weights.	Wake up shake up. The Sunday morning dance and sing. It's time to rejoice! Put on your best feel good tunes, sing and dance.
9am - 10am Meditation and storytelling.	Relax into the day. Try a 5-minute meditation. Story time. How about... <i>Elmer</i>	Relax into the day. Try a 5-minute meditation. Story time. How about... <i>Elmer and the Rainbow</i>	Relax into the day. Try a 5-minute meditation. Story time. How about... <i>Elmer and the Lost Teddy</i>	Relax into the day. Try a 5-minute meditation. Story time. How about... <i>Elmer and the Hippos.</i>	Relax into the day. Try a 5-minute meditation. Story time. How about... <i>Elmer and Butterfly</i>	Relax into the day. Try a 5-minute meditation. Story time. You choose!	Relax into the day. Try a 5-minute meditation. Story time. You choose!
10am - 11am Move.	Time to move <i>Follow an online dance or exercise video - or put on your favourite music and dance.</i>	Time to move <i>Follow an online dance or exercise video - or put on your favourite music and dance.</i>	Time to move <i>Follow an online dance or exercise video - or put on your favourite music and dance.</i>	Time to move <i>Follow an online dance or exercise video - or put on your favourite music and dance.</i>	Time to move <i>Follow an online dance or exercise video - or put on your favourite music and dance.</i>	Time to move <i>Follow an online dance or exercise video - or put on your favourite music and dance.</i>	Time to move <i>Follow an online dance or exercise video - or put on your favourite music and dance.</i>
11am - 12pm Love learning.	Do what you love - reading, drawing, writing. Time to fill a blank notebook.	Do what you love - reading, drawing, writing. Time to fill a blank notebook.	Do what you love - reading, drawing, writing. Time to fill a blank notebook.	Do what you love - reading, drawing, writing. Time to fill a blank notebook.	Do what you love - reading, drawing, writing. Time to fill a blank notebook.	Do what you love - reading, drawing, writing. Time to fill a blank notebook.	Do what you love - reading, drawing, writing. Time to fill a blank notebook.



Kidscape & ELMER FAMILY FUN PLAN

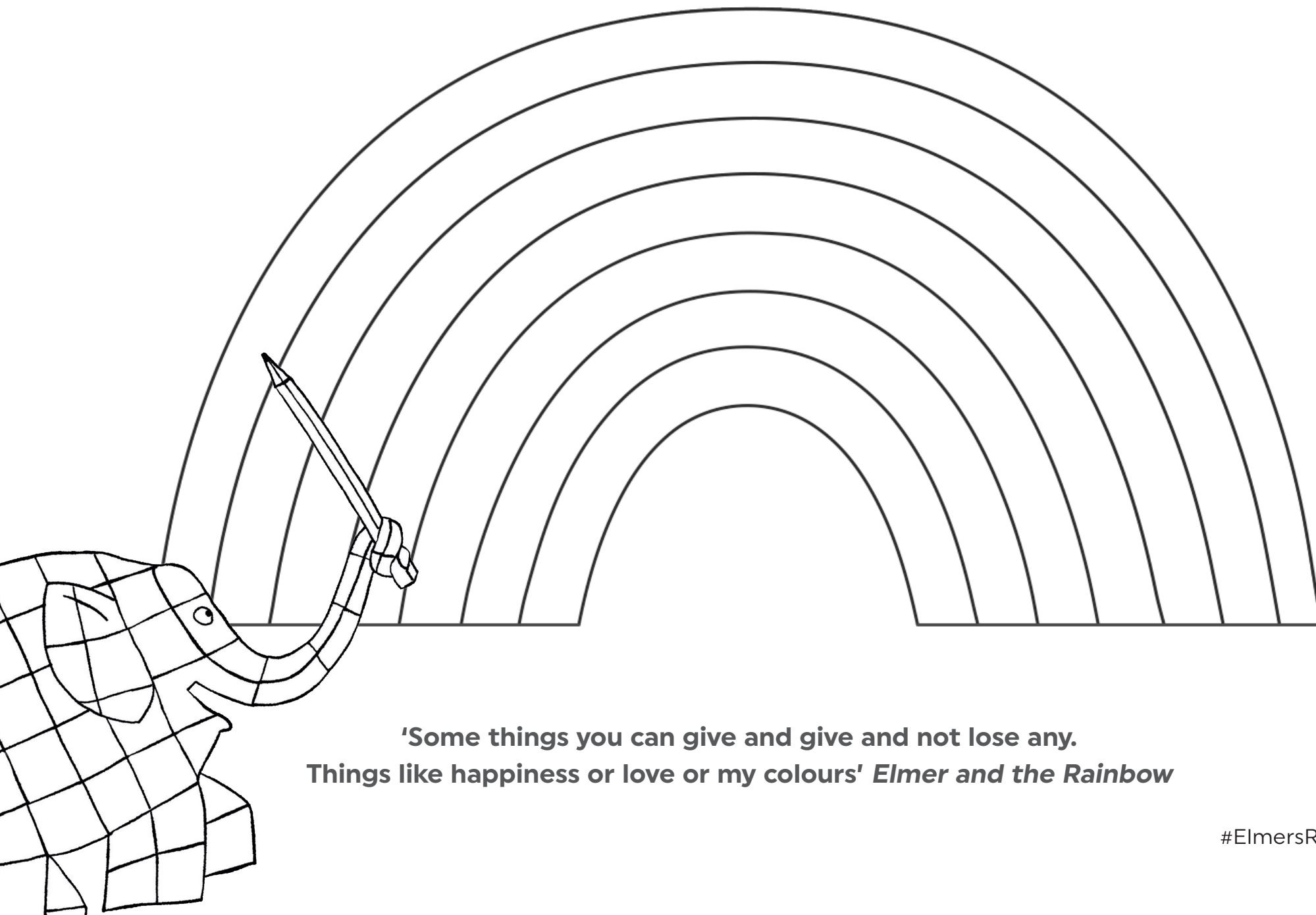
Time	Monday	Tuesday	Wednesday	Thursday	Friday	Saturday	Sunday
1200 - 1pm Time to cook.	Lunch time. What can you cook together?	Lunch time. What can you cook together?	Lunch time. What can you cook together?	Lunch time. What can you cook together?	Lunch time. What can you cook together?	Lunch time. What can you cook together?	Lunch time. What can you cook together?
1pm - 2pm Play.	Play time! Give the grown-ups some time to get jobs done.	Play time! Give the grown-ups some time to get jobs done	Play time! Give the grown-ups some time to get jobs done	Play time! Give the grown-ups some time to get jobs done	Play time! Give the grown-ups some time to get jobs done	Play time! Give the grown-ups some time to get jobs done	Play time! Give the grown-ups some time to get jobs done
2pm - 3pm Crafts.	Time to get crafty! Enjoy doing some arts and crafts together (ideas coming soon!)	Time to get crafty! Enjoy doing some arts and crafts together (ideas coming soon!)	Time to get crafty! Enjoy doing some arts and crafts together (ideas coming soon!)	Time to get crafty! Enjoy doing some arts and crafts together (ideas coming soon!)	Time to get crafty! Enjoy doing some arts and crafts together (ideas coming soon!)	Time to get crafty! Enjoy doing some arts and crafts together (ideas coming soon!)	Family film time
3pm - 4pm Play	It's your time! You choose how you spend the next hour. Play, dance, play hide and seek!	It's your time! You choose how you spend the next hour. Play, dance, play hide and seek!	It's your time! You choose how you spend the next hour. Play, dance, play hide and seek!	It's your time! You choose how you spend the next hour. Play, dance, play hide and seek!	It's your time! You choose how you spend the next hour. Play, dance, play hide and seek!	It's your time! You choose how you spend the next hour. Play, dance, play hide and seek!	Family film time
4pm - 5pm Pre-dinner challenge.	The pre-dinner challenge... Build a den for you and all your teddies to hide in.	The pre-dinner challenge.... Dress up in bright colours like Elmer and put on a fashion show.	The pre-dinner challenge.... Make a collage of a brightly coloured flower with lots of bits of old paper. Stick it on the fridge.	The pre-dinner challenge... Make a card for one of your neighbours to bring them a smile.	The pre-dinner challenge.... Practice singing a song for a grown-up who needs cheering up. You can share it over Facetime or down the phone!	The pre-dinner challenge.... See who can make the best car out of cushions.	The pre-dinner challenge... Write or think up some funny jokes to make the grown-ups giggle.



Kidscape & ELMER FAMILY FUN PLAN

Time	Monday	Tuesday	Wednesday	Thursday	Friday	Saturday	Sunday
5pm - 6pm Time to cook.	Dinner time! What can you help the grown-ups with?	Dinner time! What can you help the grown-ups with?	Dinner time! What can you help the grown-ups with?	Dinner time! What can you help the grown-ups with?	Dinner time! What can you help the grown-ups with?	Dinner time! What can you help the grown-ups with?	Dinner time! Can you make a bit extra for any neighbours who might appreciate a home cooked meal?
6pm - 7pm Wind-down.	The big wind down. Read an Elmer story or a favourite book. Share three things you are grateful for.	The big wind down. Read an Elmer story or a favourite book. Share three things you are grateful for.	The big wind down. Read an Elmer story or a favourite book. Share three things you are grateful for.	The big wind down. Read an Elmer story or a favourite book. Share three things you are grateful for.	The big wind down. Read an Elmer story or a favourite book. Share three things you are grateful for.	The big wind down. Read an Elmer story or a favourite book. Share three things you are grateful for.	The big wind down. Read an Elmer story or a favourite book. Share three things you are grateful for and three ideas for the week ahead.
7pm - 8pm Bath time.	Time for a wash or a bath and some sleep.	Time for a wash or a bath and some sleep.	Time for a wash or a bath and some sleep.	Time for a wash or a bath and some sleep.	Time for a wash or a bath and some sleep.	Time for a wash or a bath and some sleep.	Time for a wash or a bath and some sleep.
8pm - late Help for parents and carers.	Grown-ups time - time to relax and do what makes you feel happy. You are a loving, kind, wonderful person who is doing the best job you can.	Grown-ups - time to relax and do what makes you feel happy. You are a loving, kind, wonderful person who is doing the best job you can.	Grown-ups time - time to relax and do what makes you feel happy. You are a loving, kind, wonderful person who is doing the best job you can.	Grown-ups time - time to relax and do what makes you feel happy. You are a loving, kind, wonderful person who is doing the best job you can.	Grown-ups time - time to relax and do what makes you feel happy. You are a loving, kind, wonderful person who is doing the best job you can.	Grown-ups time - time to relax and do what makes you feel happy. You are a loving, kind, wonderful person who is doing the best job you can.	Grown-ups time - time to relax and do what makes you feel happy. You are a loving, kind, wonderful person who is doing the best job you can.

Colour in Elmer and the rainbow and display it in a window to spread hope and happiness




**'Some things you can give and give and not lose any.
Things like happiness or love or my colours' *Elmer and the Rainbow***

#ElmersRainbows



Kidscape & ELMER FAMILY FUN PLAN

ELMER The Patchwork Elephant biscuits



Recipe

Ingredients


250g butter
140g caster sugar
1 egg yolk
2 tsp vanilla extract
300g plain flour
200g icing sugar
Sprinkles
Smarties, skittles (or other brightly coloured sweets)

Method


1. Soften the butter and mix with the sugar in a bowl.
2. Add the egg yolk and vanilla essence.
3. Beat together with a wooden spoon.
4. Sift in the flour and give it a good mix until combined.
5. Pop in the fridge for 15 minutes.
6. Roll out on a floured surface using a rolling pin.
7. Place your Elmer template on the dough and use a knife to score around it.
8. Repeat until you have a nice batch of Elmer cookies.
9. Line a baking sheet with baking paper.
10. Bake in the oven at 180C for approx 8 minutes.
11. Leave to cool.
12. Mix your icing sugar with a tablespoon or two of water until it's a good consistency.
13. Spread on your cookies then decorate with sprinkles and sweets.
14. Share and eat!

ELMER'S Hide and Seek Game

Cut out the characters and hide them around your space
(you may want to laminate or mount them on coloured card first).



Elmer



Wilbur



Monkey




Tiger



Lion

Teddy



Giraffe

Can you find ELMER'S friends?



Elmer



Wilbur



Tiger



Lion



Teddy

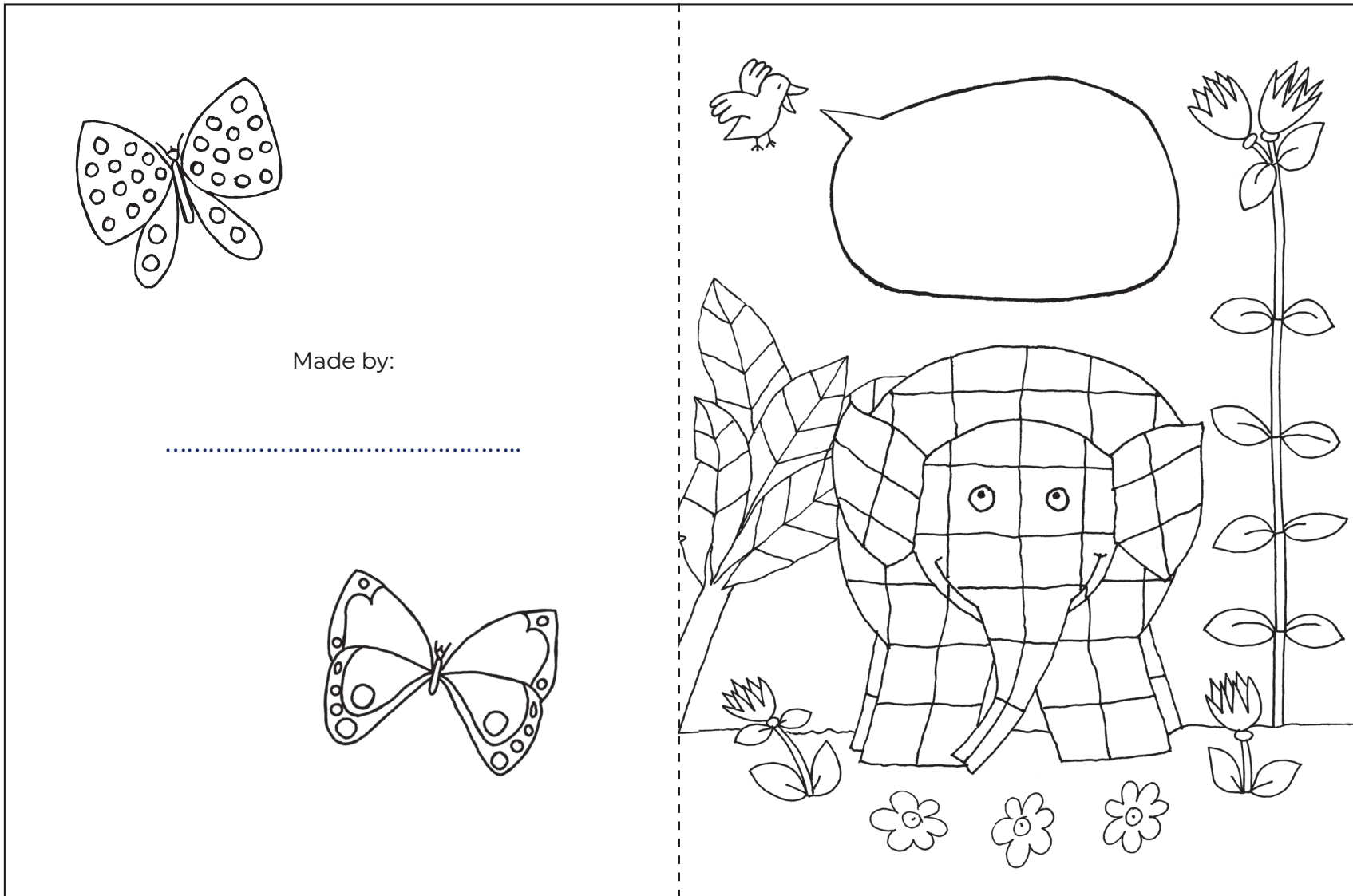


Monkey

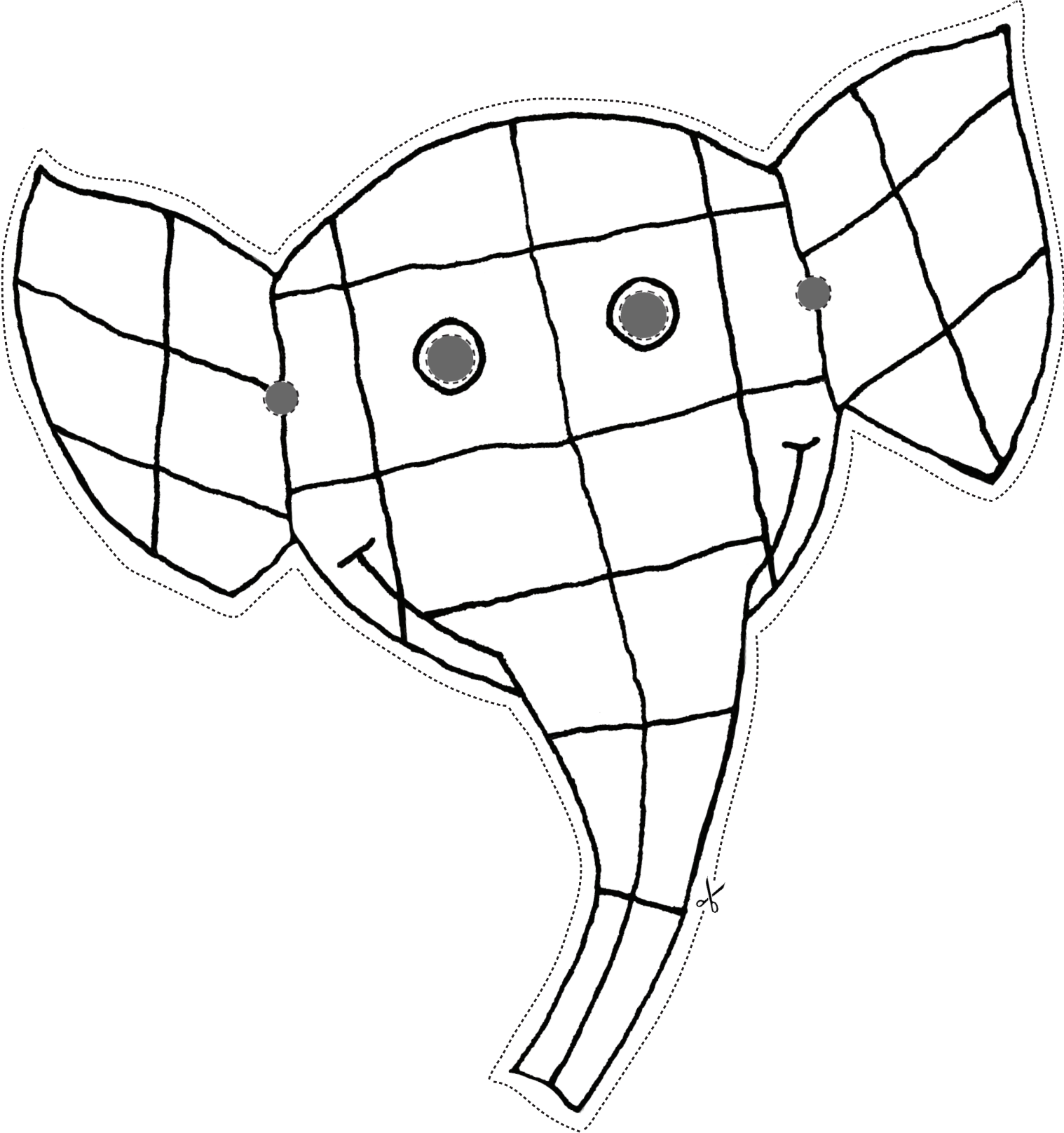


Giraffe

Colour in this card. Then write a message in the speech bubble and inside
and send it to a friend to make them smile!



Make your own **ELMER** mask!




Make a milk bottle ELMER!

Create a whole herd of Elmers out of plastic milk bottles...

You will need:

- A plastic milk bottle (remove the lid, label and wash out the inside)
- Lots of colourful tissue paper cut into squares
- PVA Glue
- Scissors
- Googly eyes
- Card
- A grown-up
- Elmer Ear template



Instructions:

- Ask a grown up to cut off the bottom of the bottle to create Elmer's legs and trunk, and cut out Elmer's ears using the card.
- Cover the surface of the bottle with PVA glue and then stick tissue paper squares all over the elephant in an Elmer patchwork style.
- Stick Elmer's ears to his head and cover with patchwork tissue paper squares.
- Once your elephant is complete, give it another coat of PVA glue to varnish.
- Finally, add some eyes (we've added googly eyes but you can make your own with paper and pens).
- Share a picture of your herd on social media using [#ElmerDay](#)



Top Tip:

To use paint on your elephant, mix PVA glue with ready mix paint.



ELMER'S MAZE


It's Elmer's birthday and his friends are throwing him a party in the jungle.
Can you help him find his way?




ELMER'S DICE GAME!


This game is suitable for two players. Each player should choose a picture and take turns to roll the dice. Match the number to the colours below your picture and colour all patches with that number. The first to colour Elmer wins the game!

Player 1



Player 2





Name:

Age:


ELMER

COLOUR IN WITH ELMER



ELMER CROSSWORD


Use the picture clues to complete the crossword.




1



2



3



4




4

5

6




5




6



7



8



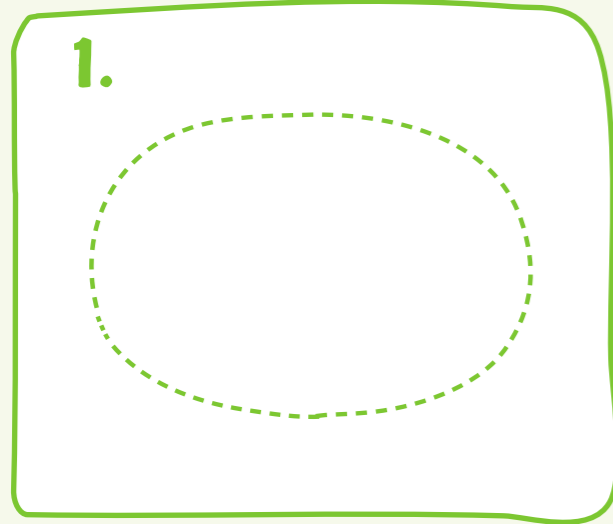
7




8

LET'S DRAW AN ELEPHANT


First, find a pen or pencil that is full of elephant drawings...




Draw an egg for the body.



Add a trunk. Make it a little curvy!



Give him some legs.



Add an ear, a tail and an eye.



Practise drawing your elephant here.

Why do elephants have trunks?
**BECAUSE THEY'D LOOK
SILLY IN BIKINIS!**



What kind of elephants can you draw now?

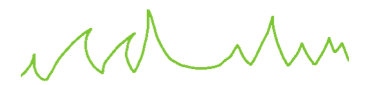
A racing elephant?



A wrinkly old elephant?



A tall elephant?



BUTTERFLY GARDEN


Elmer knows that butterflies love flowers. The butterflies don't need to dress up for Elmer's parade, they are already very pretty! Let's colour them in.



Some of them have lost their patterns...

BLUE BIRDS

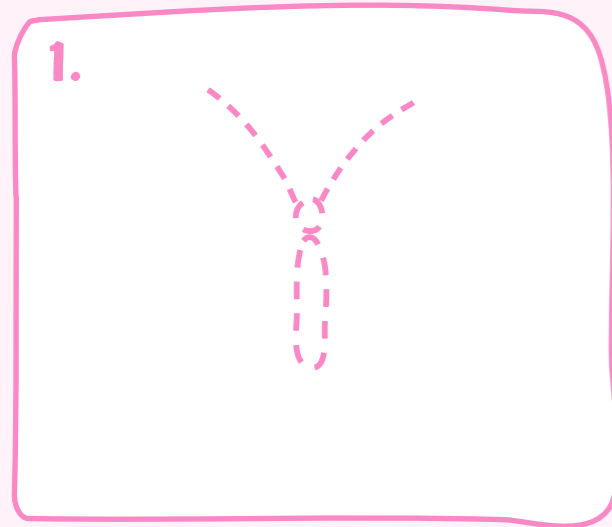
The blue birds are off to join Elmer's parade.
Can you help them paint their feathers with
lots of colours and patterns?



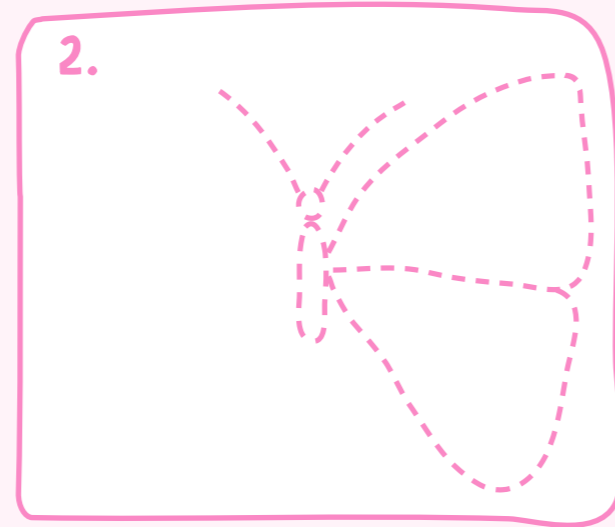
Let's add patterns to all the birds!

How many birds can you count?

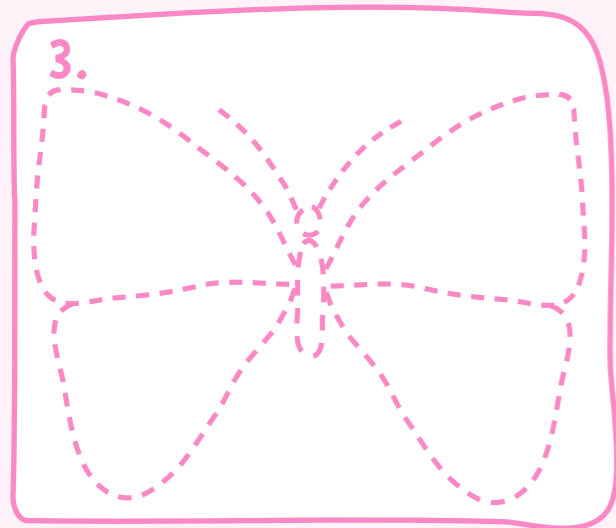
LET'S DRAW BUTTERFLIES



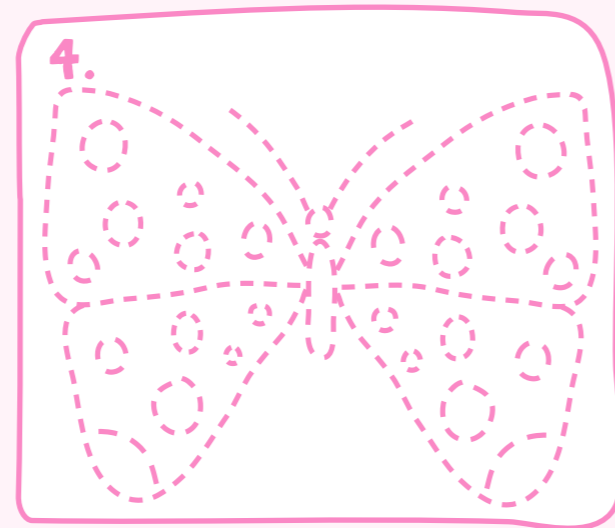
1. Draw a body and head... don't forget her antenna.



2. Add two triangles for wings.



3. Match your triangles on the other side, to make a symmetrical butterfly.




4. Add in some patterns onto her wings. She's beautiful!




Practise drawing your butterfly here.

This garden needs butterflies! Can you draw in some bees, too?



Butterflies like colourful flowers.




ELMER'S PARADE

Finally it's parade day, and everybody is arriving.
Let's make everyone as colourful as possible - it's
Elmer's Day, after all!


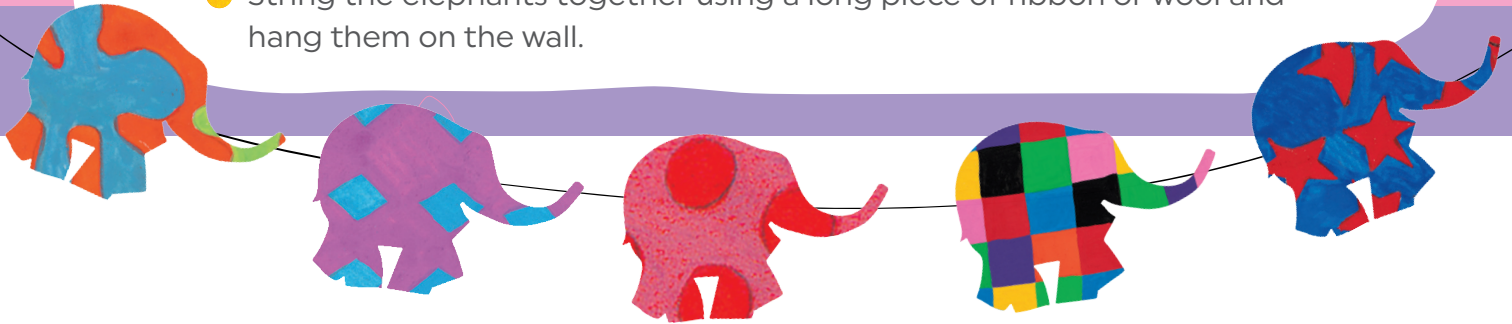
Can you find all of Elmer's friends?

Doodle some birds!



Make an elephant parade garland

- Copy this activity sheet multiple times onto card and cut out the elephant and ear templates.
- Punch holes where indicated.
- Decorate the elephant and ear shapes using paint, colouring pencils, felt tips and crayons. Try making your designs as colourful as possible; you can find inspiration in the first Elmer story and *Elmer's Special Day*.
- Fold the ears along the tab and glue onto each elephant shape.
- String the elephants together using a long piece of ribbon or wool and hang them on the wall.



ELMER'S COLOUR WALK

In *Elmer's Walk*, Elmer takes his time to appreciate the world around him while all the other animals are rushing about. Take your own walk around your home or garden and observe all the things around you. What can you see? What can you hear? What can you smell? How do these things make you feel?


Look for things that match each of Elmer's colours and draw them in the boxes below.



YELLOW	ORANGE	RED
PINK	PURPLE	BLUE
GREEN	BLACK	WHITE



After your walk try one of these creative activities inspired by the things you saw on your walk:







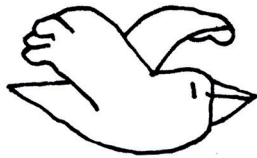









- Write a poem about one of the things you saw
- Paint or draw one of these things in more detail
- Write a story inspired by one of these things








COLOUR IN THE BIRDS

The birds are off to join Elmer's parade. Can you help them paint their feathers with lots of different colours and patterns?




How many birds can you count?




ELMER'S Hide and Seek Game


Cut out the characters and hide them around your space
(you may want to laminate or mount them on coloured card first).



Elmer



Wilbur



Monkey




Tiger



Lion

Teddy



Giraffe

Can you find
ELMER'S friends?



Elmer



Wilbur



Tiger



Lion



Teddy



Monkey



Giraffe